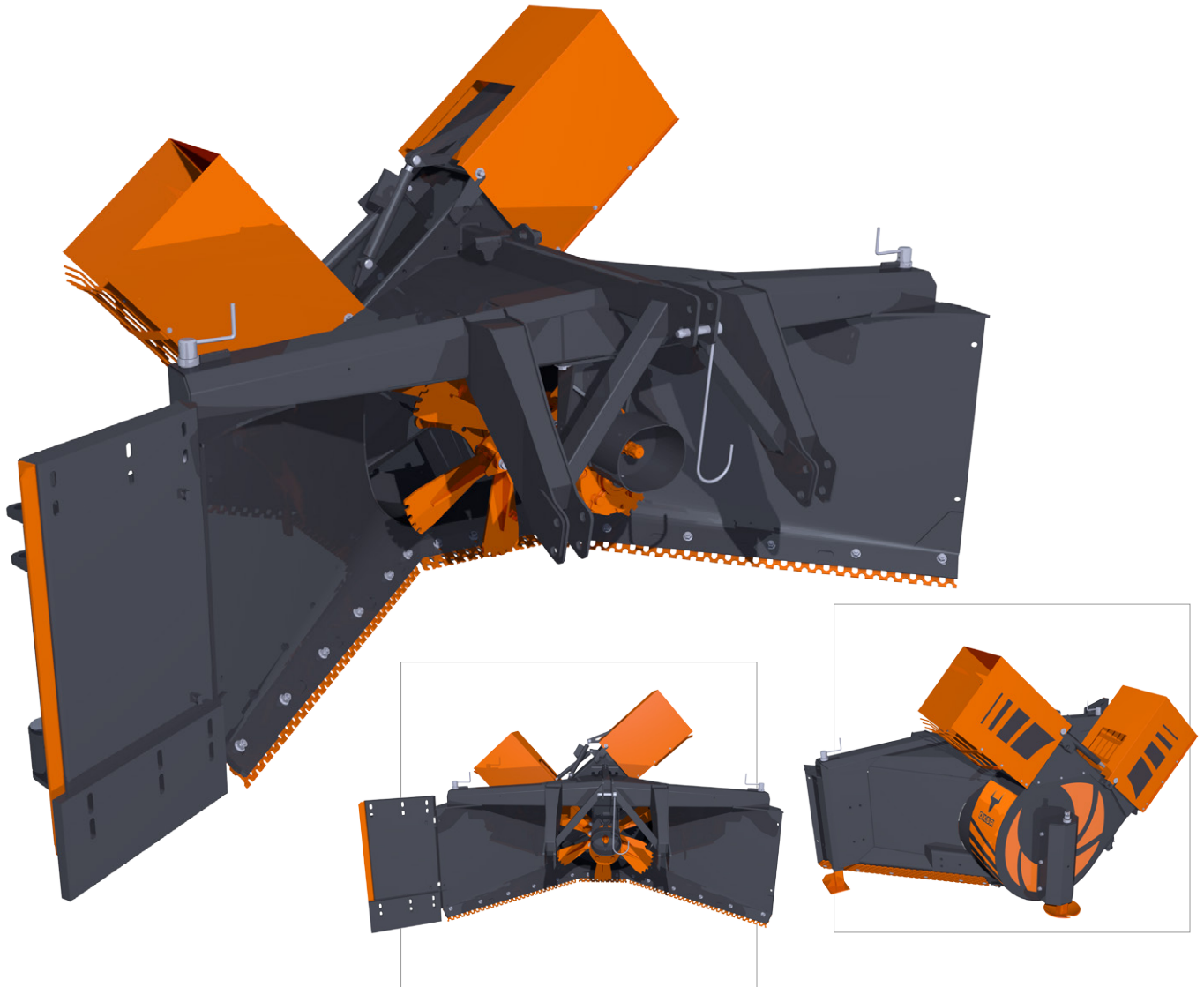




OXSA

ONE OF THE STRONGEST SNOW BLOWER FOR PRO USE!

Brochures pictures are sketches. Colors and stickers can change from final product.



OXSA SNOW 285

Designed and produced in Finland for Nordic winter.

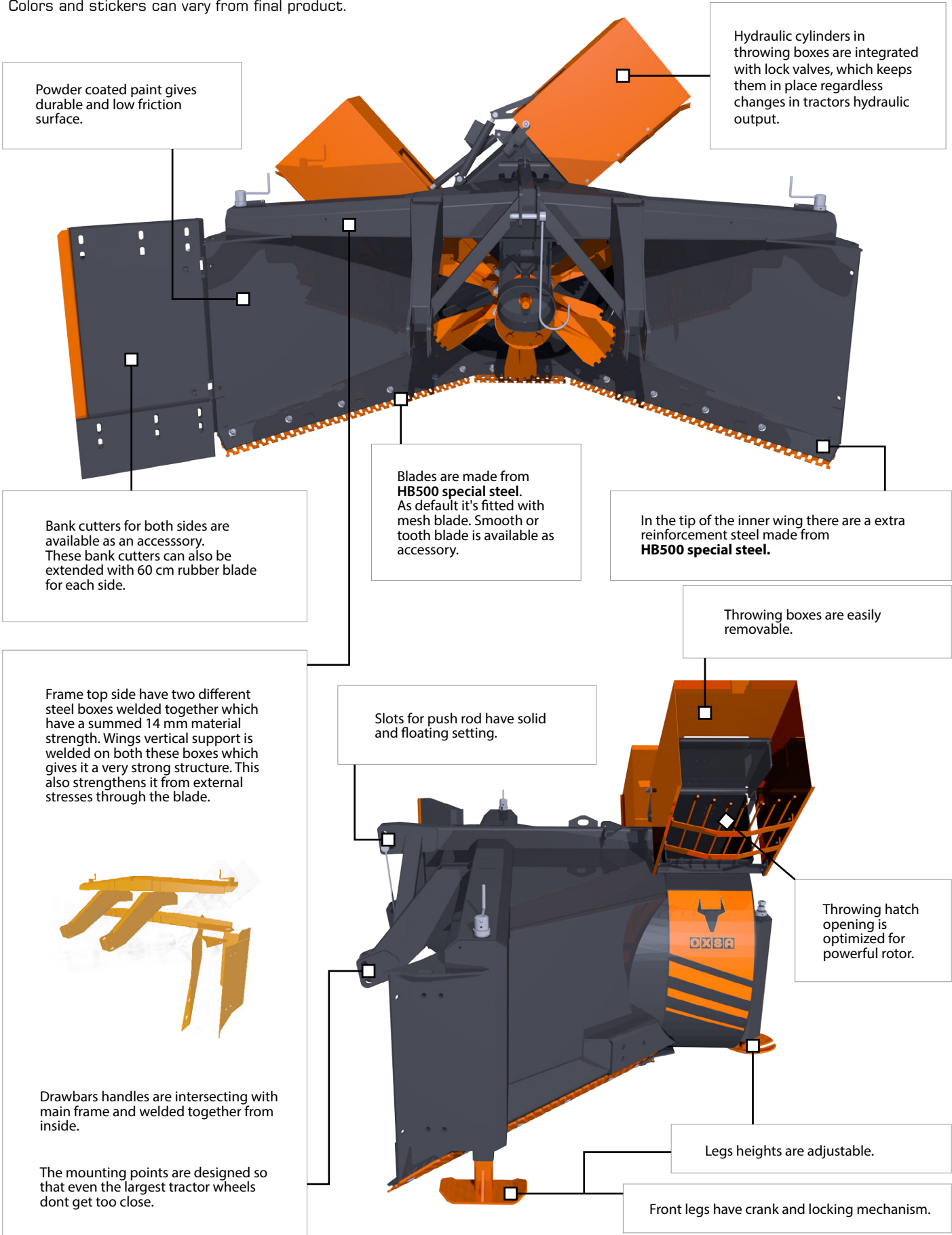
OXSA SNOW family's 285 is designed for heavy professional and contracting purposes. SNOW 285 is best at wide roads where you need to get things done quickly!

Like all OXSA SNOW - family snow blowers, SNOW 285 is also made to withstand stress in demanding environment. To ensure this all its parts are slightly "over" measured. At the frame where the stress is at the highest we use **S355 structural steel** and places where items expose to a lot of wear - like blades - **HB500 special steel** is used. This ensures long life, structurally stronger quality products which serve its owner as long as possible.

The challenge of slush and wet snow is also taken into account at design. Which we can say by the response from field that OXSA SNOW 285 also works nicely in mild weather.

OXSA SNOW 285 is available with 2 hatch model.

Colors and stickers can vary from final product.



Powder coated paint gives durable and low friction surface.

Hydraulic cylinders in throwing boxes are integrated with lock valves, which keeps them in place regardless changes in tractors hydraulic output.

Bank cutters for both sides are available as an accessory. These bank cutters can also be extended with 60 cm rubber blade for each side.

Blades are made from **HB500 special steel**. As default it's fitted with mesh blade. Smooth or tooth blade is available as accessory.

In the tip of the inner wing there are a extra reinforcement steel made from **HB500 special steel**.

Throwing boxes are easily removable.

Frame top side have two different steel boxes welded together which have a summed 14 mm material strength. Wings vertical support is welded on both these boxes which gives it a very strong structure. This also strengthens it from external stresses through the blade.

Slots for push rod have solid and floating setting.



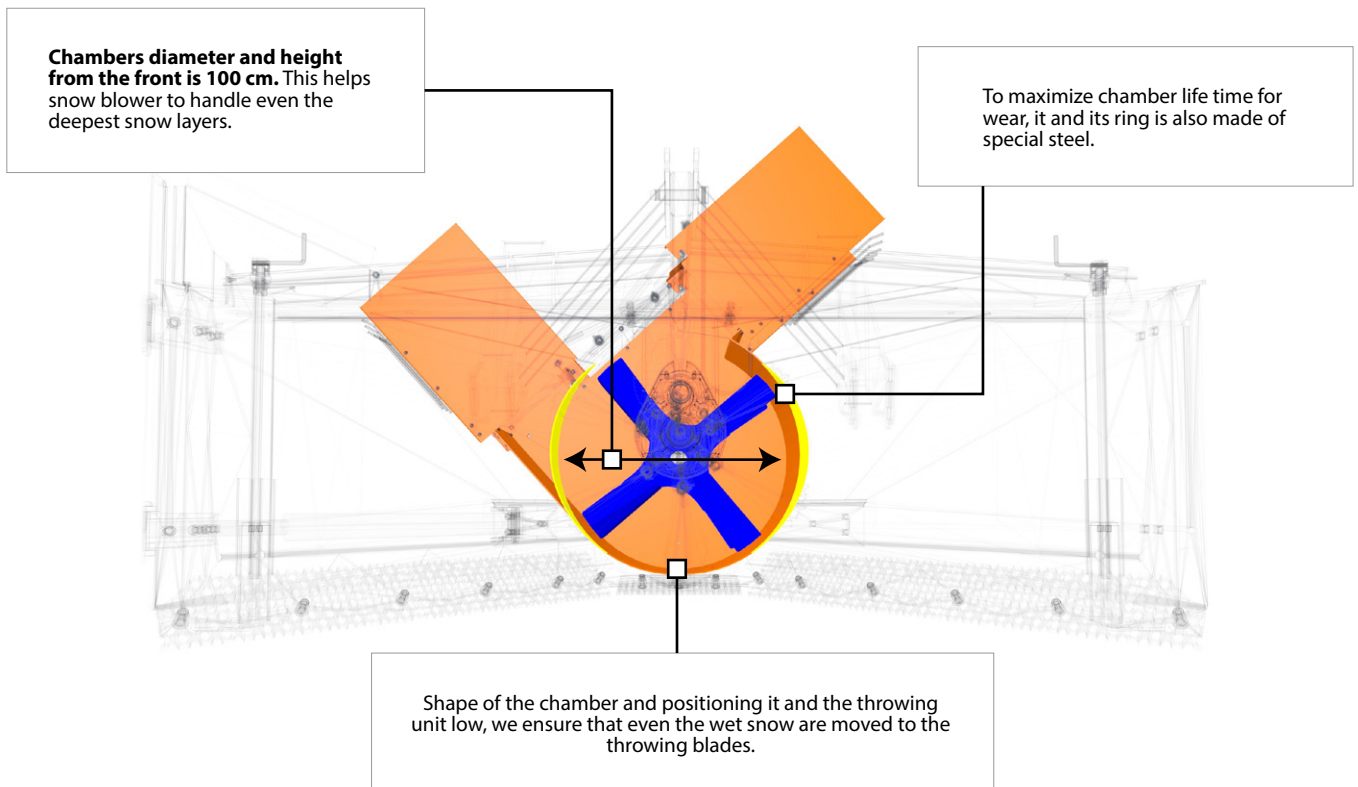
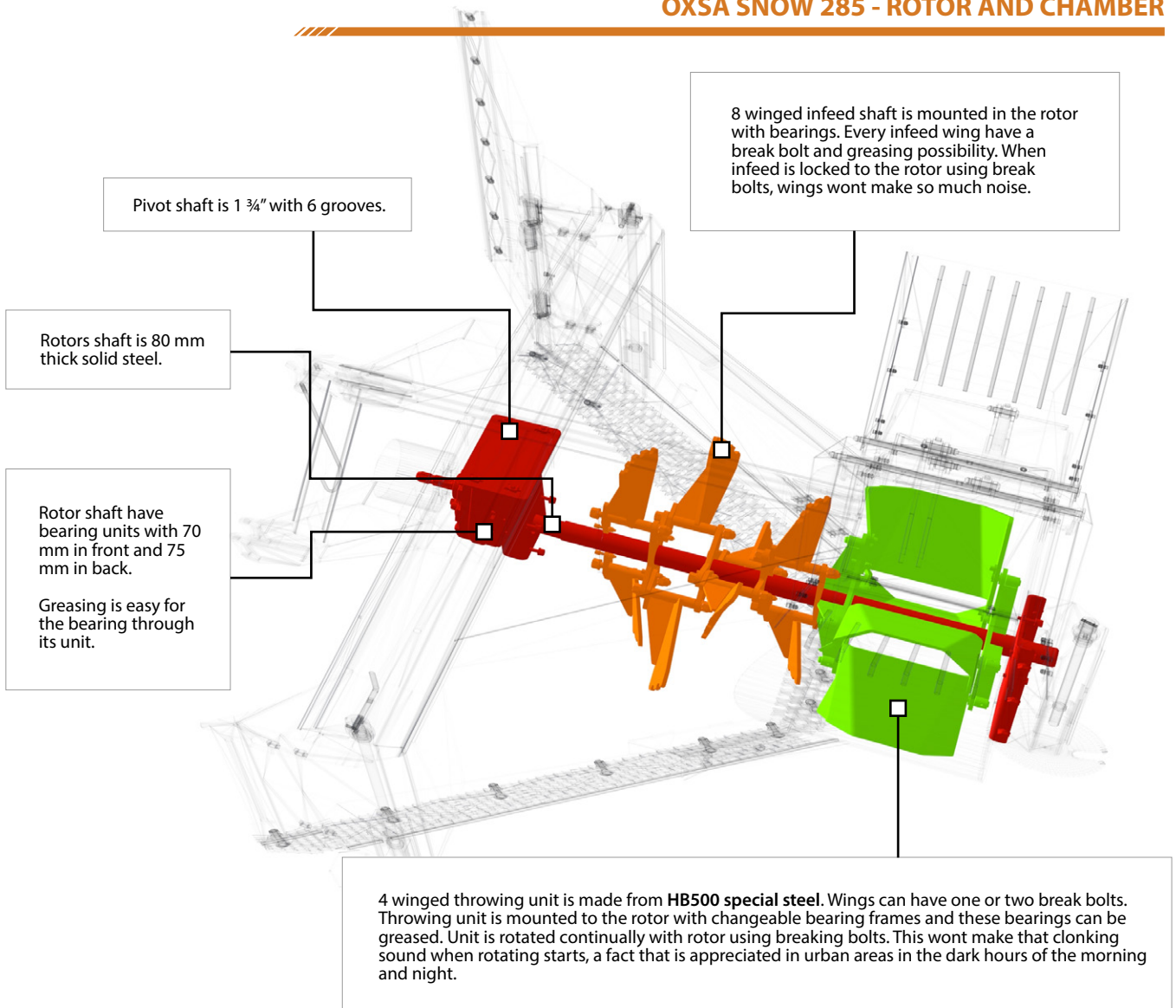
Throwing hatch opening is optimized for powerful rotor.

Drawbars handles are intersecting with main frame and welded together from inside.

Legs heights are adjustable.

The mounting points are designed so that even the largest tractor wheels dont get too close.

Front legs have crank and locking mechanism.

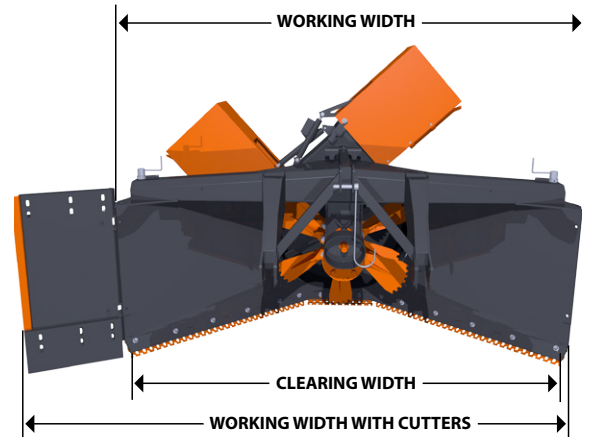


OXSA SNOW 285 - AS A STANDARD

- Speed reducer gearbox for 1000 rpm power take-off (PTO)

OXSA SNOW 285 - ACCESSORIES

- Hydraulic bank cutter for left side
- Hydraulic bank cutter for right side
- Bank cutter's rubber blade. Expand working width for 60 cm
- Front and back legs grader that will roughen the leg track
- Smooth blade
- Tooth blade
- Front wheels



OXSA SNOW 285 - TECHNICAL INFORMATION

SNOW 285	
Working width, cm	282
Clearing width, cm	270
Working width w. cutters, cm	$282 + 60 + 60 = 402$
Weight, kg	1070kg
Rotor diameter, mm	1000
Infeed wings	8 (HB500)
Plow wings	4 (HB500)
Speed reducer gearbox	540rpm / 1 3/4"
Bearing	
At front	70mm
At back	75mm
Throwing opening, mm	360 x 360

Snow blowers pivot shaft must be 1 3/4 Z=6 and equipped with 1400 Nm overload switch (breaker bolt or disk switch). Recommended power requirements are 95 hp / 540 rpm or 150 hp / 1000 rpm. Matching pivot shaft can be ordered with the product.

Closest retailer

www.oxsa.fi

